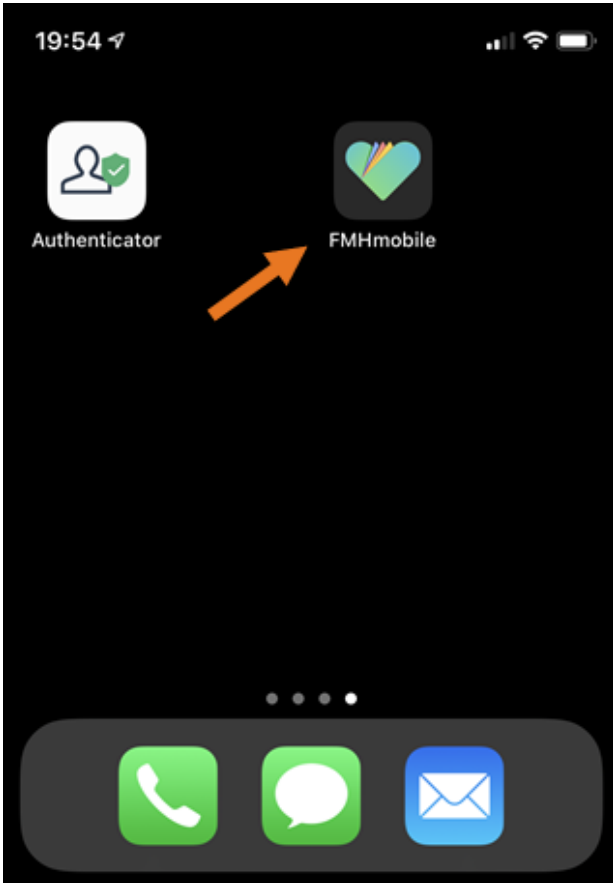


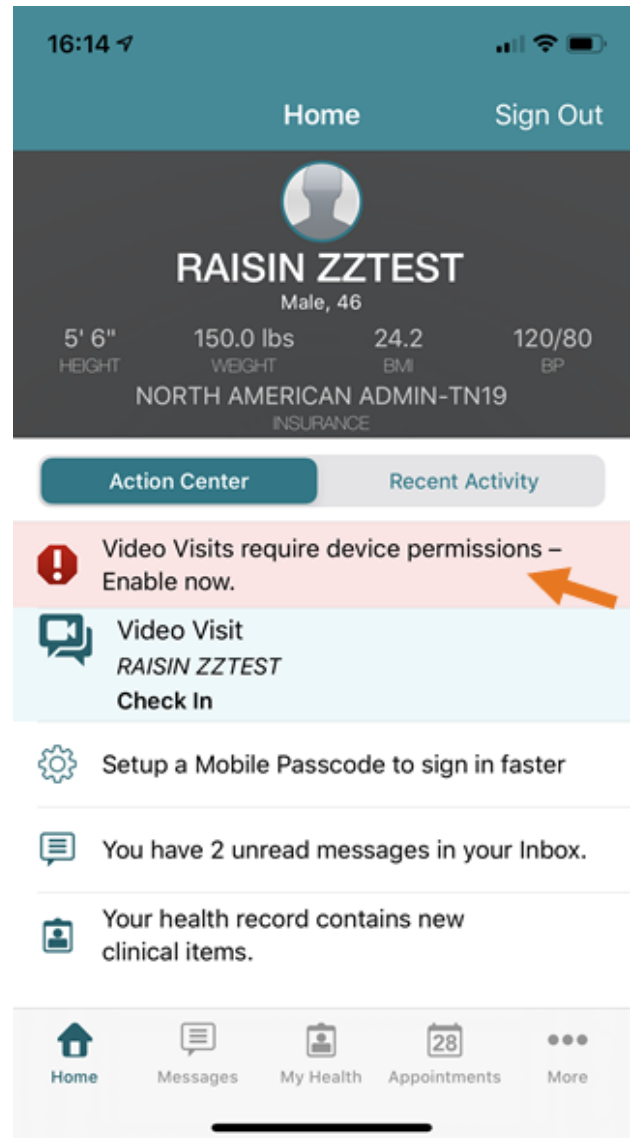
Allscripts Touchworks FMH Patient Portal –Join Video Visit - Apple

Join Video Visit – Apple device

Step 1: Open **FMH App** on your iPhone or iPad.



Step 2: Tap to enable device permissions.

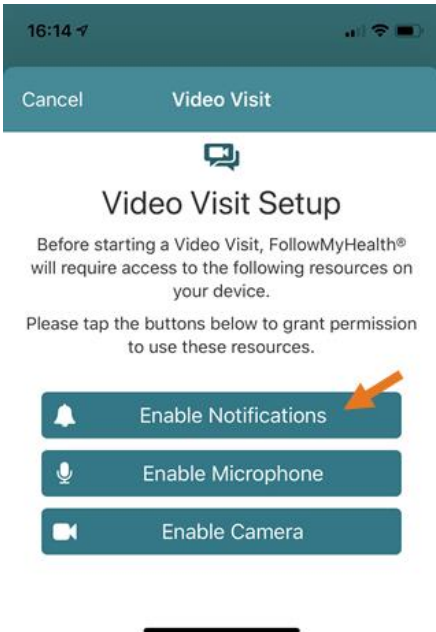


For internal use only. Confidential and proprietary. Not for distribution.

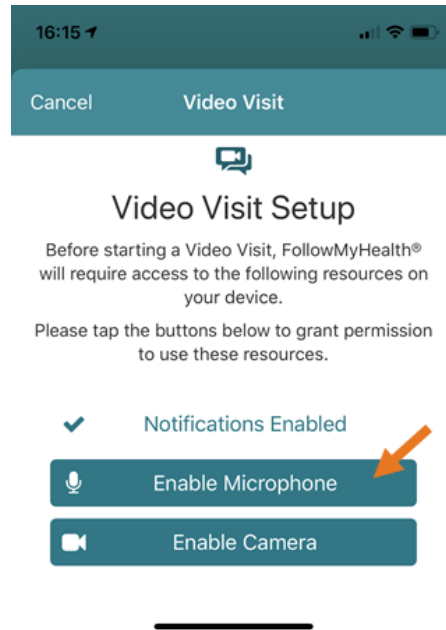
Optum® and OptumCare® are trademarks of Optum, Inc. All other trademarks are the property of their respective owners. Because we are continuously improving our products and services, Optum reserves the right to change specifications without prior notice. Optum is an equal opportunity employer.

Allscripts Touchworks FMH Patient Portal –Join Video Visit - Apple

Step 3: Tap Enable Notifications.



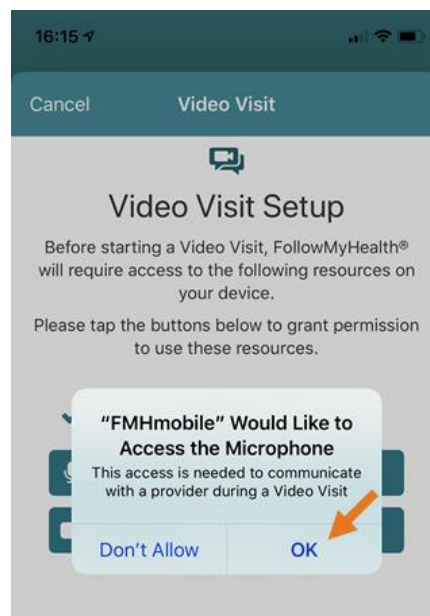
Step 5: Tap Enable Microphone.



Step 4: Tap Allow.



Step 6: Tap Ok.

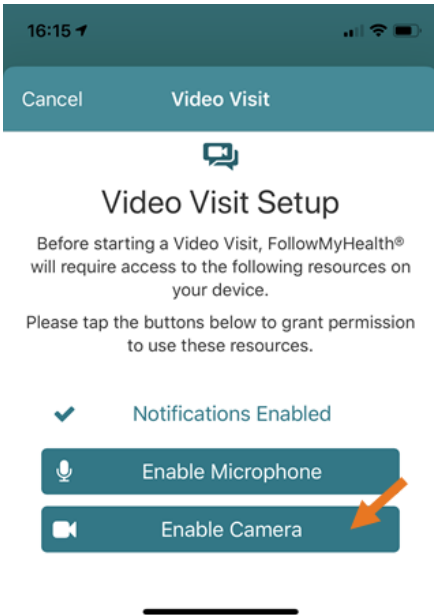


For internal use only. Confidential and proprietary. Not for distribution.

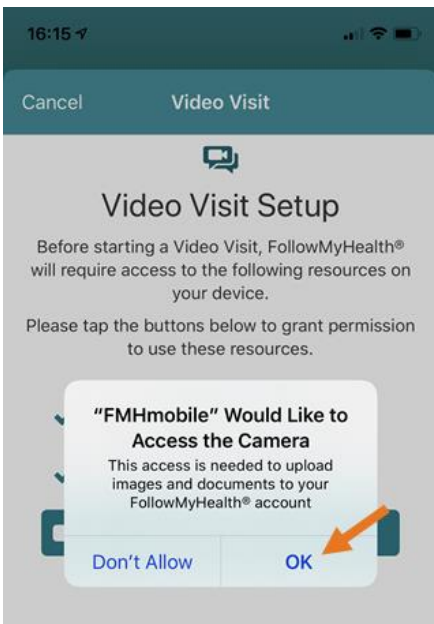
Optum® and OptumCare® are trademarks of Optum, Inc. All other trademarks are the property of their respective owners. Because we are continuously improving our products and services, Optum reserves the right to change specifications without prior notice. Optum is an equal opportunity employer.

Allscripts Touchworks FMH Patient Portal –Join Video Visit - Apple

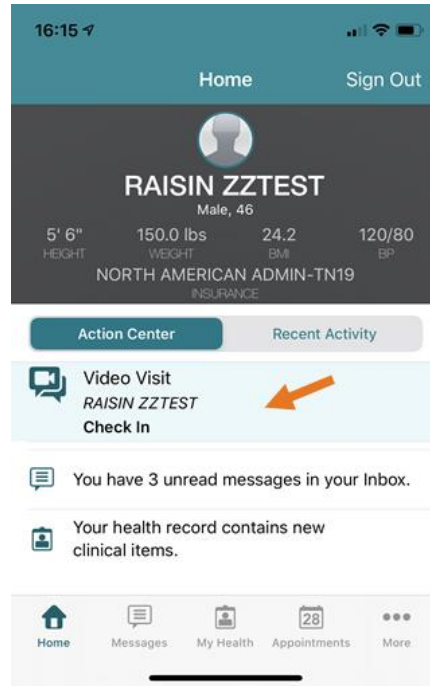
Step 7: Tap Enable Camera.



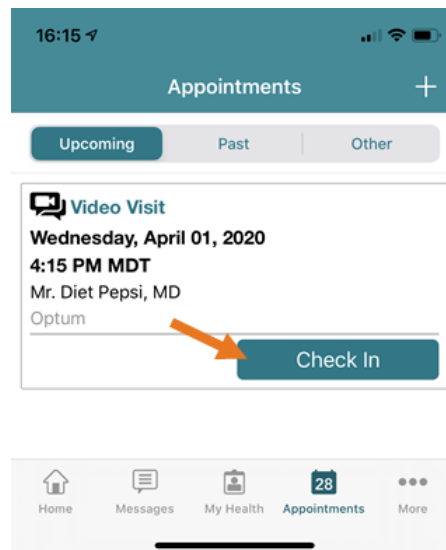
Step 8: Tap Ok.



Step 9: Tap on the Video Visit to check in.



Step 10: Tap Check In.



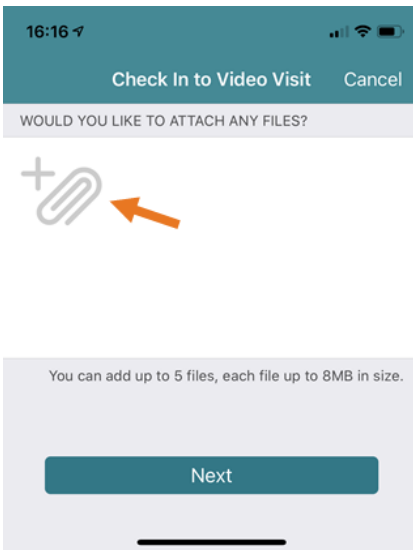
For internal use only. Confidential and proprietary. Not for distribution.

Optum® and OptumCare® are trademarks of Optum, Inc. All other trademarks are the property of their respective owners. Because we are continuously improving our products and services, Optum reserves the right to change specifications without prior notice. Optum is an equal opportunity employer.

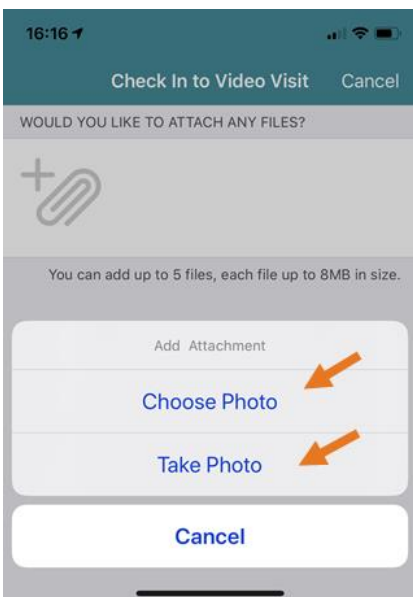
Allscripts Touchworks

FMH Patient Portal –Join Video Visit - Apple

Step 11: Tap on the **+ sign next to the Paperclip** to add an attachment for the provider to view during the visit.



Step 12: Tap **Choose Photo** or **Take Photo**.

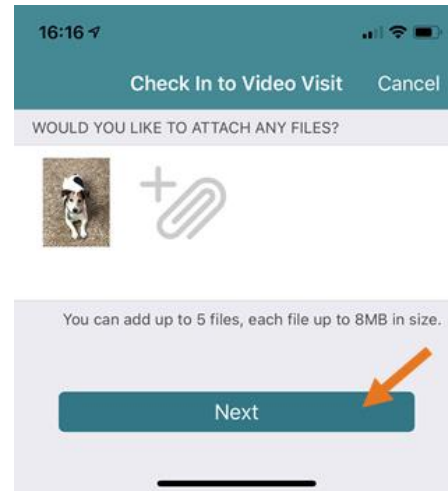


For internal use only. Confidential and proprietary. Not for distribution.

Optum[®] and OptumCare[®] are trademarks of Optum, Inc. All other trademarks are the property of their respective owners. Because we are continuously improving our products and services, Optum reserves the right to change specifications without prior notice. Optum is an equal opportunity employer.

Step 13: Select the photo from your photo album on your iPhone or iPad to upload or Take a Photo using your iPhone or iPad.

Step 14: Tap **Next**.



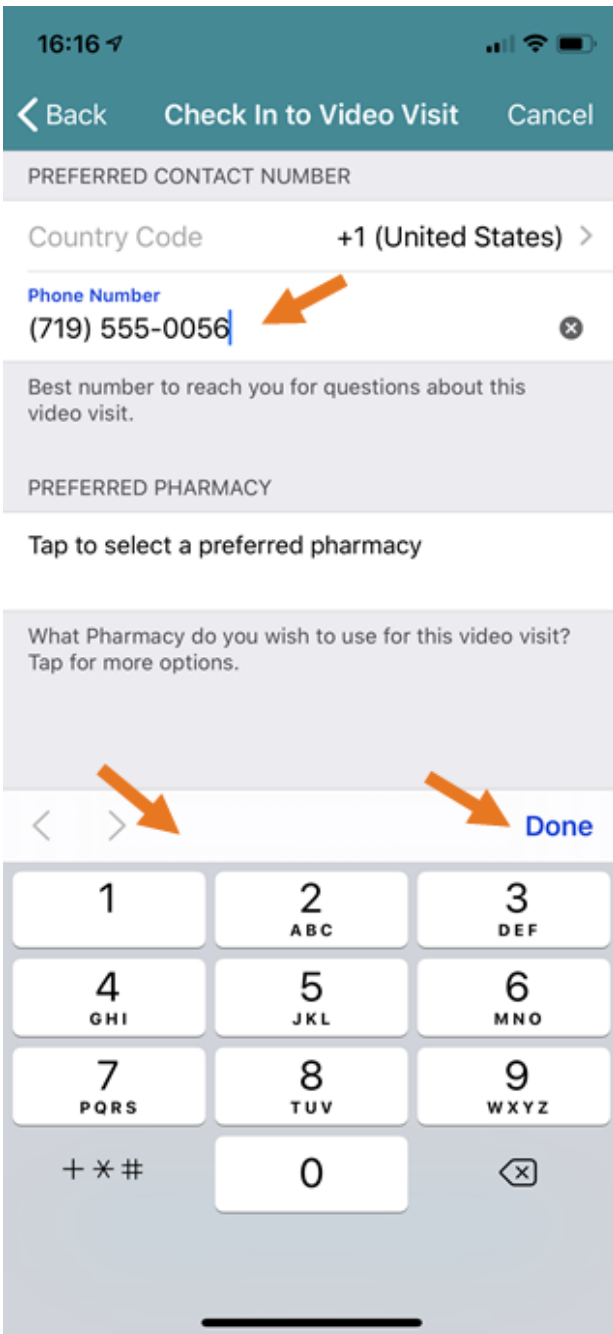
Step 15: Tap next to the phone number field to update the preferred phone number for THIS VISIT.

Step 16: Input the preferred phone number for THIS VISIT.

Step 17: Tap **Done**.

Allscripts Touchworks

FMH Patient Portal –Join Video Visit - Apple



16:16

< Back Check In to Video Visit Cancel

PREFERRED CONTACT NUMBER

Country Code +1 (United States) >

Phone Number
(719) 555-0056

Best number to reach you for questions about this video visit.

PREFERRED PHARMACY

Tap to select a preferred pharmacy

What Pharmacy do you wish to use for this video visit?
Tap for more options.

< > Done

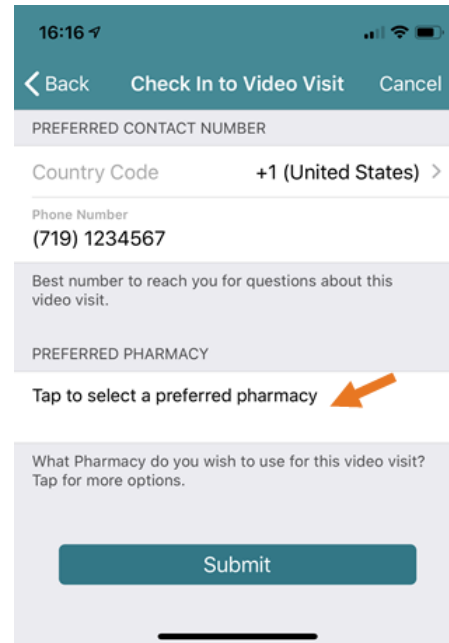
1 2 3
ABC DEF

4 5 6
GHI JKL MNO

7 8 9
PQRS TUV WXYZ

+ * # 0

Step 18: Tap next to **Pharmacy** to update the preferred pharmacy for THIS VISIT.



16:16

< Back Check In to Video Visit Cancel

PREFERRED CONTACT NUMBER

Country Code +1 (United States) >

Phone Number
(719) 1234567

Best number to reach you for questions about this video visit.

PREFERRED PHARMACY

Tap to select a preferred pharmacy

What Pharmacy do you wish to use for this video visit?
Tap for more options.

Submit

Step 19: Input zip code.

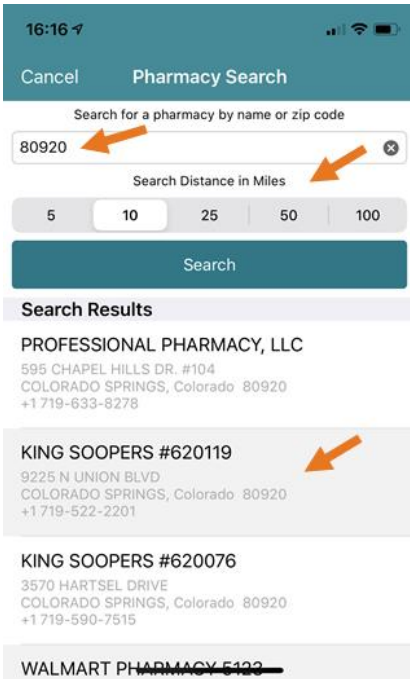
Step 20: Select Distance from zip code.

Step 21: Tap desired pharmacy to use for THIS VISIT.

For internal use only. Confidential and proprietary. Not for distribution.

Optum® and OptumCare® are trademarks of Optum, Inc. All other trademarks are the property of their respective owners. Because we are continuously improving our products and services, Optum reserves the right to change specifications without prior notice. Optum is an equal opportunity employer.

Allscripts Touchworks FMH Patient Portal –Join Video Visit - Apple



16:16

Cancel Pharmacy Search

Search for a pharmacy by name or zip code

80920

Search Distance in Miles

5 10 25 50 100

Search

Search Results

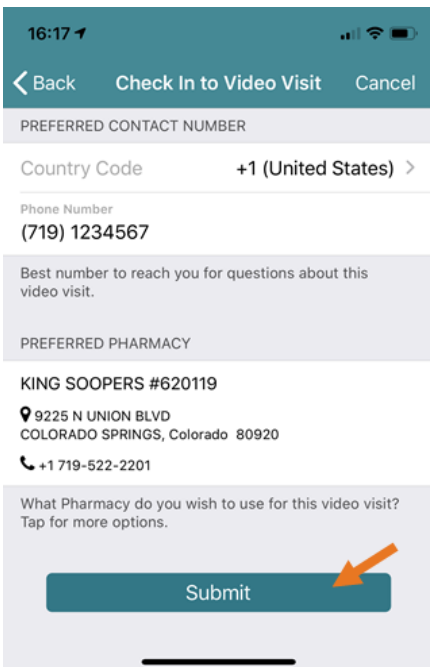
PROFESSIONAL PHARMACY, LLC
595 CHAPEL HILLS DR. #104
COLORADO SPRINGS, Colorado 80920
+1 719-633-8278

KING SOOPERS #620119
9225 N UNION BLVD
COLORADO SPRINGS, Colorado 80920
+1 719-522-2201

KING SOOPERS #620076
3570 HARTSEL DRIVE
COLORADO SPRINGS, Colorado 80920
+1 719-590-7515

WALMART PHARMACY #193

Step 22: Tap Submit.



16:17

< Back Check In to Video Visit Cancel

PREFERRED CONTACT NUMBER

Country Code +1 (United States) >

Phone Number
(719) 1234567

Best number to reach you for questions about this video visit.

PREFERRED PHARMACY

KING SOOPERS #620119
9225 N UNION BLVD
COLORADO SPRINGS, Colorado 80920
+1 719-522-2201

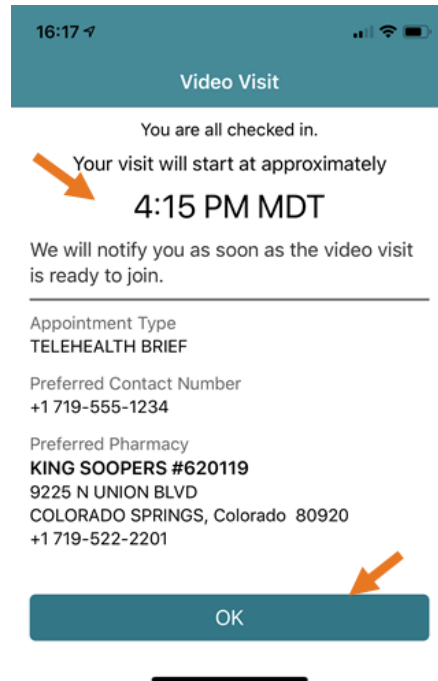
What Pharmacy do you wish to use for this video visit?
Tap for more options.

Submit

For internal use only. Confidential and proprietary. Not for distribution.

Optum® and OptumCare® are trademarks of Optum, Inc. All other trademarks are the property of their respective owners. Because we are continuously improving our products and services, Optum reserves the right to change specifications without prior notice. Optum is an equal opportunity employer.

Step 23: Confirmation of your Check In will display. Tap Ok.



16:17

Video Visit

You are all checked in.

Your visit will start at approximately
4:15 PM MDT

We will notify you as soon as the video visit is ready to join.

Appointment Type
TELEHEALTH BRIEF

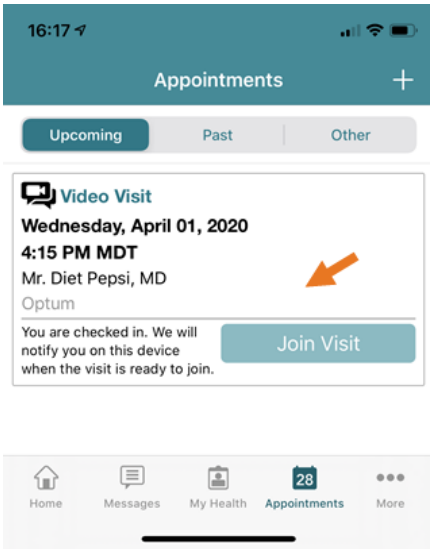
Preferred Contact Number
+1 719-555-1234

Preferred Pharmacy
KING SOOPERS #620119
9225 N UNION BLVD
COLORADO SPRINGS, Colorado 80920
+1 719-522-2201

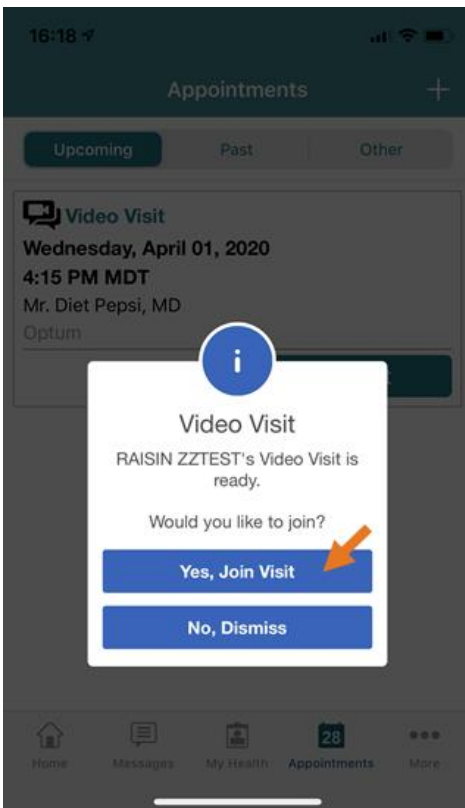
OK

Step 24: Tap Join Visit button once it is available for selection.

Allscripts Touchworks FMH Patient Portal –Join Video Visit - Apple



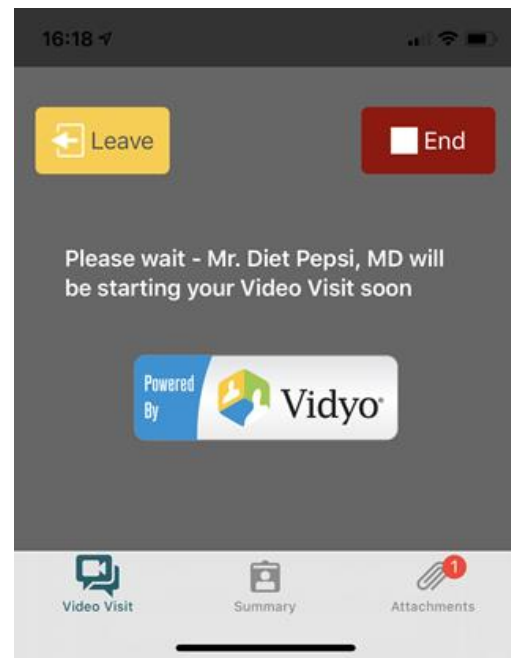
Step 25: Tap **Yes, Join Visit**.



For internal use only. Confidential and proprietary. Not for distribution.

Optum[®] and OptumCare[®] are trademarks of Optum, Inc. All other trademarks are the property of their respective owners. Because we are continuously improving our products and services, Optum reserves the right to change specifications without prior notice. Optum is an equal opportunity employer.

Step 26: You will now be placed in the **Virtual Waiting Room** to await the arrival of your clinician to the visit.




Step 27: Once the clinician has joined the video visit, the larger picture displayed will be your clinician's video, and the smaller picture in the bottom right corner will be your video.

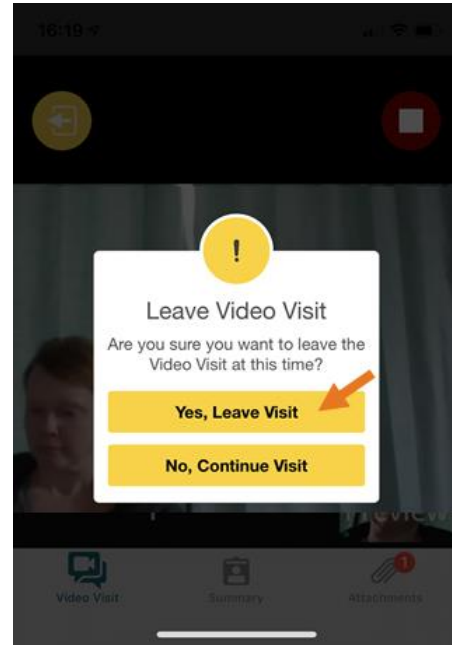
Allscripts Touchworks FMH Patient Portal –Join Video Visit - Apple



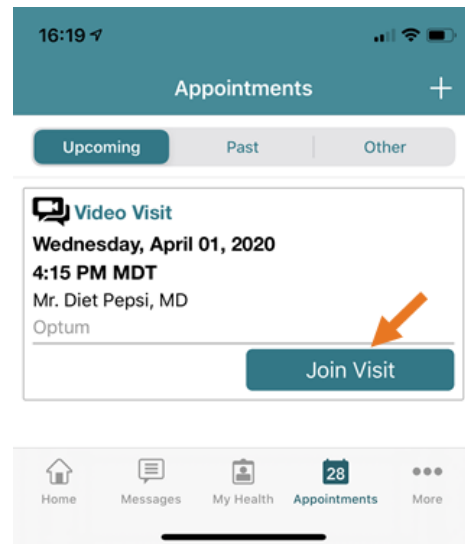
Step 28: Tap the **Leave** button to temporarily leave the visit with your clinician.



Step 29: Confirm by tapping on **Yes, leave visit.**



Step 30: Tap **Join Visit** to rejoin the visit with your clinician.




For internal use only. Confidential and proprietary. Not for distribution.

Optum® and OptumCare® are trademarks of Optum, Inc. All other trademarks are the property of their respective owners. Because we are continuously improving our products and services, Optum reserves the right to change specifications without prior notice. Optum is an equal opportunity employer.

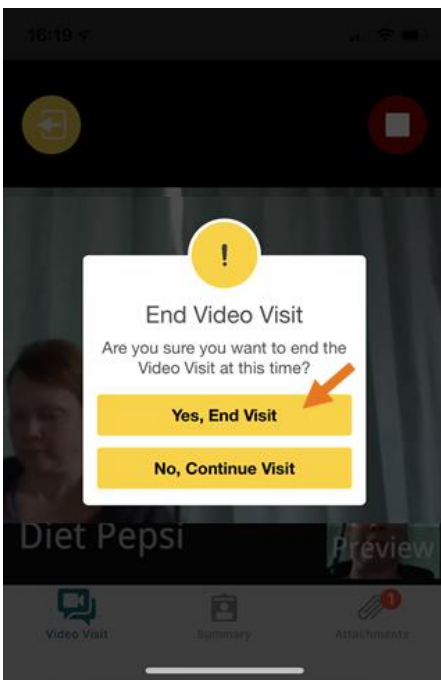
Allscripts Touchworks

FMH Patient Portal –Join Video Visit - Apple

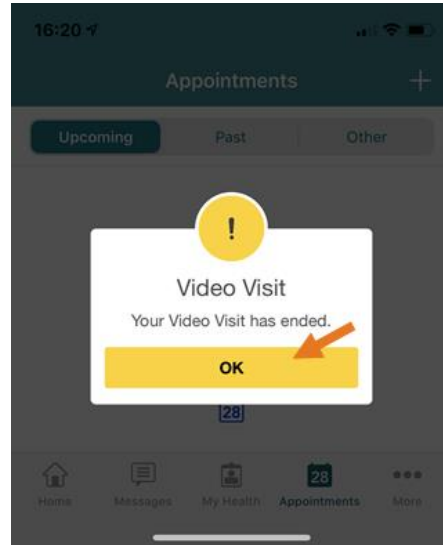
Step 31: Tap the **End Visit** button to end the visit with your clinician.



Step 32: Confirm by tapping on **Yes, End visit.**



Step 33: Tap **Ok** at the confirmation window indicating the visit has ended.



For internal use only. Confidential and proprietary. Not for distribution.

Optum[®] and OptumCare[®] are trademarks of Optum, Inc. All other trademarks are the property of their respective owners. Because we are continuously improving our products and services, Optum reserves the right to change specifications without prior notice. Optum is an equal opportunity employer.